







CAMPUS RECREATION ANNUAL REPORT 2023-2024

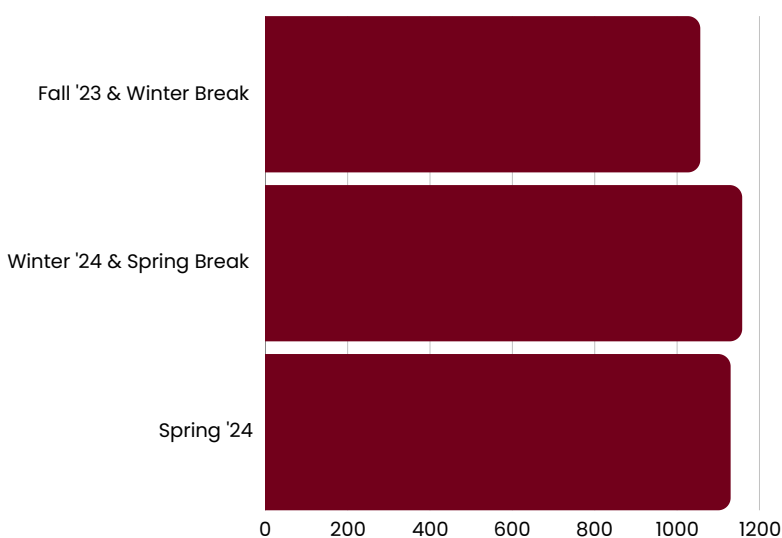


MALLEY CENTER CHECK-IN DATA

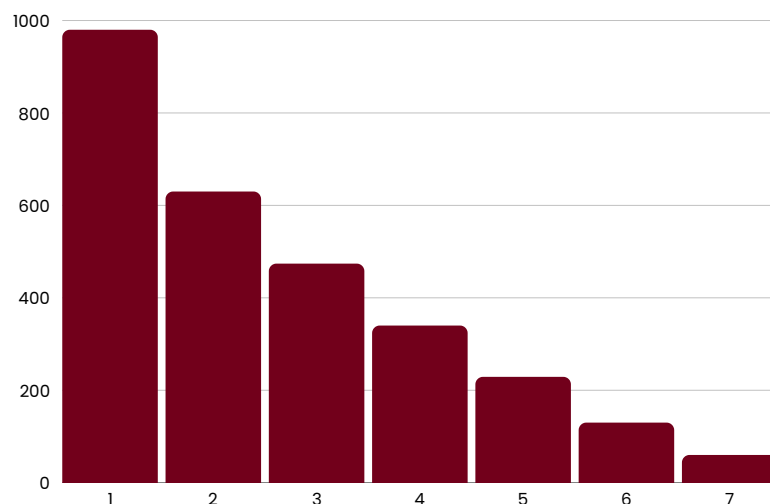
265,516 Total Check-ins July '23 - June '24

6.89% Increase in Check-ins from July '22 - June '23

DAILY USAGE

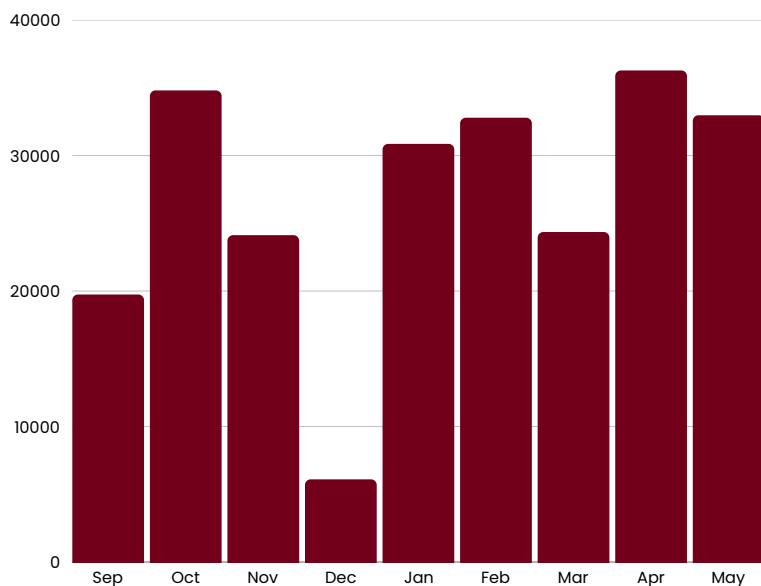


WEEKLY USAGE



The weekly usage of the gym averages 1 to 6 times a week. For example, **630** people used the gym 2 times a week, and **130** people use the gym 6 times a week.

MONTHLY USAGE



*The Malley Center closed for Winter Break.

GUEST DATA

There was a total of 1,797 guest passes sold between July 1, 2023 and June 30, 2024, generating **\$47,640** in revenue.

VISITOR DATA

1,098

total visitors, the majority of them being prospective students and their families.

FUN FACTS

In April '24, we had a monthly check ins total of 36,282 and the most check ins in one day was 1,904 on April 2nd!

FACILITY UPDATES



DIVIDER CURTAINS REPLACED

The courts were transformed with newly designed divider curtains with logos facing Courts 1 and 3.

POOL DECK REPAIR

Summer '23, the pool deck was sand blasted and a new surface adhered down.



POOL LOUNGE CHAIRS

Five additional lounge chairs were ordered for student users. We now have 25.

FACILITY UPDATES



WEIGHT ROOM CHANGES

The removal of 14 pieces of cardio and 3 plate loaded pieces made it possible to add more space for strength training and the increased number of users.

WEIGHT ROOM ADDITIONS

We added one treadmill and one stepmill to the weight room.



NEW STOOL STEPS IN LOCKER ROOMS

We added steps in the locker rooms at the sinks to make the area more accessible for our guests and patrons.

CLUB SPORTS

Club Sports introduced six new Club Sport Programs starting Fall 2023, increasing participation by 55.7% from the '22 - '23 academic year with the additional teams.

NEW CLUB SPORT TEAMS



Bowling



Club Golf



Men's Club Baseball



Men's Club Soccer



Women's Club Soccer



Club Tennis

NOTABLE STATISTICS

- **Bowling** placed 8th overall in West Coast Regionals.
- **Boxing** had 3 of their athletes place Top 4 in the nation and became All-Americans.
- **Club Golf** won 5 out of the 6 NCCGA events that they competed in and placed 14th in the nation.
- **Men's Club Baseball** competed in their very first season as a club.
- **Men's Club Soccer** won the league and went undefeated their last 11 games.
- **Men's Ice Hockey** made playoffs for second straight year and had a record of 8-1.

CLUB SPORTS

NOTABLE STATISTICS CONTINUED

- **Men's Ultimate Frisbee** placed 8th at Regionals.
- **Men's Volleyball** placed Top 20 in National Competition and won League Championships for a second year in a row (first time in SCU history).
- **Club Swimming** had 3 of their athletes place Top 20 and one place Top 8 at National Championships.
- **Club Tennis** took gold in multiple tournaments throughout the year
- **Triathlon** finished 12th in conference and placed 33rd and Collegiate Nationals.
- **Women's Club Soccer** finished with a record of 8-1-1, placing first in league, and earned a promotion to premier league for next season.
- **Women's Club Volleyball** placed 4th in league and gold bracket at Far Westerns
- **Women's Ultimate Frisbee** attended Regionals.



22 Programs

724 Participants

3.413 AVG Cumulative GPA



DAY OF GIVING

Club Sports raised
\$113,026.92 from
473 gifts.

INTRAMURAL SPORTS

PARTICIPANT BREAKDOWN

Intramural Sports offered a total of 18 sports during the '23-'24 academic year.

4,078

Total Participants

2,108

Unique Participants

67

Faculty/Staff Participants

5% of participants won a shirt (205/4,078)

MOST POPULAR LEAGUES

Basketball • Soccer • Beach Volleyball



TOURNAMENTS

Pickleball and 3v3 Basketball were the most popular tournaments during the academic year.



FITNESS CLASSES

PARTICIPANT BREAKDOWN

The Fitness Class Program offered various classes during the '23-'24 academic year.

33

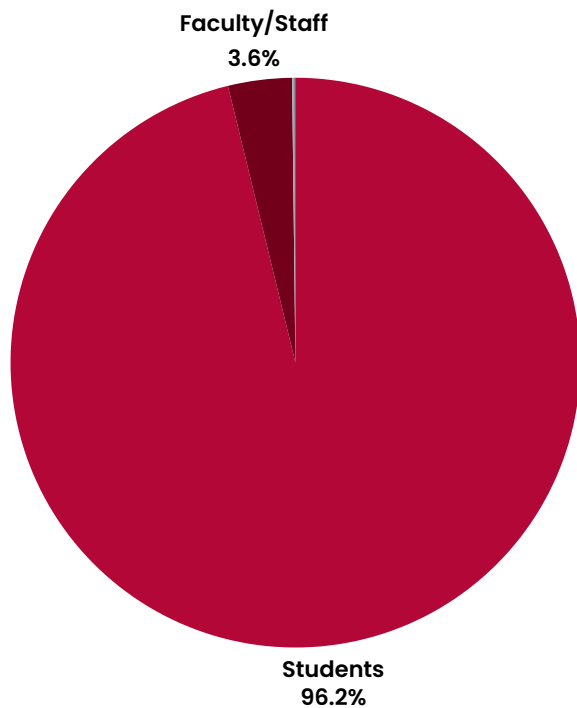
Total Classes Offered

277

Total Class Sessions

2,134

Total Participants



2,071

Students

78

Faculty/Staff

3

Alumni

1

Guest



BRONCO KIDS ALL SPORTS CAMP

The Bronco Kids All Sports Camp (BKASC) had a record-breaking attendance! There were 6 sessions held from June 19 to August 4 (no session July 3 to July 7).



\$198,486.84

Total Gross Registration Revenue

512

Total Campers

17.42%

Increase in Total Campers from July '22 - June '23

82

Total CITs

12

Student Employees

STUDENT EMPLOYMENT

159 Total Student Employees, with **141** Unique Employees
11 students held 2 positions

71

Facility Staff
Positions

41

Intramural
Sports

4

Bellomy Field
Supervisors

8

Student Fitness
Instructors

12

Bronco Kids All
Sports Camp

23

Student
Coordinators

44 New Hires from July '23 - June '24



All student employees are certified in
American Red Cross CPR/AED/First Aid

We spent \$504,479 on student wages for '23 - '24. (\$470,000 was allocated by the University, and \$34,479 came out of Campus Recreation's revenue i.e. their operating budget).

