







Identification	
Physical Location	500 EL CAMINO REAL
City	SANTA CLARA
State	California
Zip	95053
General Information Telephone	408-554-4000
Admissions Office Telephone	408-554-4700
Financial Aid Office Telephone	408-554-4505
Web Address	www.scu.edu
Employer ID Number (EIN)	941156697
OPEID	00132600
Chief Administrator Name	PAUL L LOCATELLI SJ
Chief Administrator Title	PRESIDENT

Part A - Educational Offerings

1. Which of the following types of instruction/programs are offered by your institution? [Check one or more]

If your institution does not offer occupational, academic or continuing professional programs, you are not expected to complete this or any other IPEDS survey.

 Unchecked	Occupational, may lead to a certificate, degree, or other formal award
 Checked	Academic, leading to a certificate, degree, or diploma
 Unchecked	Continuing professional (postbaccalaureate only)
 Unchecked	Recreational or avocational (leisure) programs
 Unchecked	Adult basic or remedial instruction or high school equivalency
 Unchecked	Secondary (high school)

Part A - Mission Statement

2. Please enter your institution's mission statement or a web address (URL) where your mission statement can be found. Mission statements provided manually must be limited to 2,000 characters or less. If your mission statement is lengthy but available electronically, please provide the web address in the space provided. The mission statement will be available to the public on the College Opportunities On-Line (IPEDS COOL) website.

Mission Statement URL:

Mission Statement

Santa Clara University UNIVERSITY MISSION Santa Clara University is a Catholic and Jesuit institution that makes student learning its central focus, promotes faculty and staff learning in its various forms, and exhibits organizational learning as it deals with the challenges facing it. Student learning takes place at the undergraduate and graduate level in an educational environment that integrates rigorous inquiry and scholarship, creative imagination, reflective engagement with society, and a commitment to fashioning a more humane and just world. As an academic community, we expand the boundaries of knowledge and insight through teaching, research, artistic expression, and other forms of scholarship. It is primarily through discovering, communicating, and applying knowledge that we exercise our institutional responsibility as a voice of reason and conscience in society. We offer challenging academic programs and demonstrate a commitment to the development of: Undergraduate students who seek an education with a strong humanistic orientation in a primarily residential setting. Graduate students, many of them working professionals in Silicon Valley, who seek advanced degree programs that prepare them to make significant contributions to their fields. In addition to these core programs, we also provide a variety of continuing education and professional development opportunities for nonmatriculated students. Santa Clara University Approved by the Board of Trustees February 20, 1998

Part B - Organization - Control and Level		
1. What is your institutional control or affiliation?		
<input type="radio"/>	Public - Specify	
	Primary control	Secondary control (if applicable)
	N/A	N/A
<input type="radio"/>	Private for-profit	
<input type="radio"/>	Private not-for-profit independent (no religious affiliation)	
<input type="radio"/>	Private not-for-profit religious affiliation - Specify	
	Roman Catholic	
2. What award levels are offered by your institution? [Check all that apply]		
Award Level		
BELOW THE BACCALAUREATE:		
1	<input type="checkbox"/>	Postsecondary award, certificate, or diploma of less than one academic year <ul style="list-style-type: none"> less than 900 contact or clock hours, or less than 30 semester or trimester credit hours, or less than 45 quarter credit hours
2	<input type="checkbox"/>	Postsecondary award, certificate, or diploma of at least one but less than two academic years <ul style="list-style-type: none"> at least 900 but less than 1800 contact or clock hours, or at least 30 but less than 60 semester or trimester credit hours, or at least 45 but less than 90 quarter credit hours
3	<input type="checkbox"/>	Associate's degree
4	<input type="checkbox"/>	Postsecondary award, certificate, or diploma of at least two but less than four academic years <ul style="list-style-type: none"> 1800 or more contact or clock hours, or 60 or more semester or trimester credit hours, or 90 or more quarter credit hours
BACCALAUREATE AND ABOVE:		
5	<input checked="" type="checkbox"/>	Bachelor's degree or equivalent
6	<input checked="" type="checkbox"/>	Postbaccalaureate certificate
7	<input checked="" type="checkbox"/>	Master's degree
8	<input checked="" type="checkbox"/>	Post-master's certificate
9	<input checked="" type="checkbox"/>	Doctor's degree
10	<input checked="" type="checkbox"/>	First-professional degree
11	<input type="checkbox"/>	First-professional certificate (Post-degree)
12	<input type="checkbox"/>	Other; please specify in the Caveats box

Part B - Organization - Calendar System

Your response to the next question determines how your institution reports Graduation Rates data in the Spring and how you report student charges in Part D of this survey.

3. What is the predominant calendar system at the institution? [Choose one]

Standard academic terms

Checking one of these systems determines that your institution will provide Graduation Rates data based on a FALL COHORT and student charges based on a FULL ACADEMIC YEAR

- Radio Off Semester
- Radio Off Quarter
- Radio On Trimester
- Radio Off 4-1-4 or similar plan
- Radio Off Other academic calendar

Other calendar system

Checking one of the following determines that your institution will provide Graduation Rates data based on a FULL YEAR COHORT and student charges data will be requested by PROGRAM.

- Radio Off Differs by program
- Radio Off Continuous basis (every 2 weeks, monthly, or other period)

Part B - Organization - Student Enrollment

4. Does your institution enroll any of the following types of students?

Include all levels that your institution offers, even if there are no students currently enrolled at that level.

	Full-time				Part-time			
<i>The answers to these questions determine which screens will be generated for reporting academic year tuition charges, and for reporting Fall Enrollment during the Winter and Spring collections. Additionally, checking Yes for full-time, first-time, degree/certificate-seeking undergraduate students determines that your institution must report pricing information for these students (on the IC survey) and Student Financial Aid information in the Spring collection. The reported full- and part-time 2002 Fall Enrollment counts are provided for your reference.</i>								
Undergraduate (academic or occupational programs)	<input type="radio"/> Radio Off	No	<input checked="" type="radio"/> Radio On	Yes	<input checked="" type="radio"/> Radio On	No	<input type="radio"/> Radio Off	Yes
First-time, degree/certificate-seeking undergraduate	<input type="radio"/> Radio Off	No	<input checked="" type="radio"/> Radio On	Yes	<input checked="" type="radio"/> Radio On	No	<input type="radio"/> Radio Off	Yes
Graduate	<input type="radio"/> Radio Off	No	<input checked="" type="radio"/> Radio On	Yes	<input type="radio"/> Radio Off	No	<input checked="" type="radio"/> Radio On	Yes
First-professional	<input type="radio"/> Radio Off	No	<input checked="" type="radio"/> Radio On	Yes				

5. For academic year 1997-1998, did your institution have any full-time first-time degree/certificate-seeking students enrolled in programs at the baccalaureate level or below?

If you answer Yes to this question, you will be required to provide Graduation Rates data for 1997-1998 in the Spring collection. If you answer No to this question, please indicate the reason you are not required to report Graduation Rates for the cohort year requested. If you reported any full-time, first-

time degree/certificate-seeking undergraduates on the 1997-1998 Enrollment survey, the data will be preloaded below.

Radio Off	No	
	<input type="checkbox"/>	This institution did not enroll full-time, first-time (undergraduate) students.
	<input type="checkbox"/>	This institution did not offer programs at or below the baccalaureate level.
	<input type="checkbox"/>	This institution was not in operation in 1997-1998.
Radio On	Yes	

Part C - Admission Requirements and Services - Open Admission

1. Does your institution have an open admission policy for all or most entering first-time degree/certificate-seeking undergraduate-level students?

If you answer No to this question you will be expected to answer additional questions (C2, C3, and C4) on your admissions procedures.

Radio Off	Yes
Radio On	No

Part C - Admission Requirements and Services - Admission Considerations

2. Please select the option that best describes how your institution uses any of the following data in its undergraduate selection process.

Admission Considerations	Required	Recommended	Neither Required nor Recommended	Don't Know
Secondary school GPA	Radio On	Radio Off	Radio Off	Radio Off
Secondary school rank	Radio Off	Radio Off	Radio On	Radio Off
Secondary school record	Radio On	Radio Off	Radio Off	Radio Off
Completion of college-preparatory program	Radio Off	Radio On	Radio Off	Radio Off
Recommendations	Radio On	Radio Off	Radio Off	Radio Off
Formal demonstration of competencies (e.g., portfolios, certificates of mastery, assessment instruments)	Radio Off	Radio Off	Radio On	Radio Off
Admission test scores (SAT / ACT)	Radio On	Radio Off	Radio Off	Radio Off

6. What types of special learning opportunities are offered by your institution? [Check all that apply]

<input checked="" type="checkbox"/>	Accelerated programs				
<input checked="" type="checkbox"/>	Cooperative (work-study) programs				
<input type="checkbox"/>	Distance learning opportunities (e-learning)				
<input type="checkbox"/>	Dual enrollment				
<input checked="" type="checkbox"/>	ROTC				
<input checked="" type="checkbox"/>	Army	<input type="checkbox"/>	Navy	<input checked="" type="checkbox"/>	Air Force
<input checked="" type="checkbox"/>	Study abroad				
<input type="checkbox"/>	Weekend/evening college				
<input checked="" type="checkbox"/>	Teacher certification (below the postsecondary level)				
<input checked="" type="checkbox"/>	Students can complete their preparation in certain areas of specialization				
<input type="checkbox"/>	Students must complete their preparation at another institution for certain areas of specialization				
<input type="checkbox"/>	This institution is approved by the state for the initial certification or licensure of teachers				
<input type="checkbox"/>	None of the above				

Part C - Admission Requirements and Services - Student Services

7. If your institution grants a bachelor's degree or higher but does not offer a full 4-year program of study at the undergraduate level, how many years of completed college-level work are required for entrance?

Number of years N/A

8. Which of the following selected students services are offered by your institution? [Check all that apply]

<input type="checkbox"/>	Remedial services
<input checked="" type="checkbox"/>	Academic/career counseling services
<input checked="" type="checkbox"/>	Employment services for current students
<input checked="" type="checkbox"/>	Placement services for program completers
<input checked="" type="checkbox"/>	On-campus day care for children of students
<input type="checkbox"/>	None of the above

9. Does your institution have its own library or are you financially supporting a shared library with another postsecondary education institution?

<input checked="" type="radio"/> Radio On	Have our own library
<input type="radio"/> Radio Off	Do not have our own library but contribute financial support to a shared library
<input type="radio"/> Radio Off	Neither of the above

Part D - Student Charges - Application Fees

1. Is an application fee for admission required by your institution?

<input type="radio"/> Radio Off	No	
<input checked="" type="radio"/> Radio On	Yes - Indicate amount of application fee	Amount
	Undergraduate	50
	Graduate	75
	First-professional	60

Part D - Student Charges Questions

4. Does your institution charge different tuition for in-district, in-state, or out-of-state students?

If you answer Yes to this question, you will be expected to report tuition amounts for in-district, in-state, and out-of-state students.

<input checked="" type="radio"/> Radio On	No
<input type="radio"/> Radio Off	Yes

5. Does your institution offer institutionally-controlled housing (either on or off campus)?

If you answer Yes to this question, you will be expected to specify a housing capacity, and to report a room charge or a combined room and board charge (D12 and D13).


<input type="radio"/> Radio Off	No
<input checked="" type="radio"/> Radio On	Yes

Specify housing capacity for academic year 2003-04.
2,316

6. Do you offer board or meal plans to your students?

If you answer Yes to this question, you will be expected to report a board charge or combined room and board charge (D12 and D13).

<input type="radio"/> Radio Off	No
<input type="radio"/> Radio Off	Yes - Number of meals per week in the maximum meal plan offered

 **Yes - Number of meals per week can vary (for example, student receives a meal card and charges meals against the card)**

Part D - Undergraduate Student Charges

7. Charges to full-time undergraduate students for the full academic year 2003-04

	In-district	In-state	Out-of-state
All full-time undergraduates			
Average tuition	25,365	25,365	25,365
Required fees	0	0	0
Comprehensive fee			

Report a comprehensive fee only if tuition/room/board charges cannot be separated.

8. Per credit hour charge for part-time undergraduate students

	In-district	In-state	Out-of-state
Per credit hour charge			

Part D - Graduate Student Charges

9. Charges to full-time graduate students for the full academic year 2003-04

	In-district	In-state	Out-of-state
Average tuition	16,686	16,686	16,686
Required fees	0	0	0

10. Per credit hour charge for part-time graduate students

	In-district	In-state	Out-of-state
Per credit hour charge	618	618	618

Part D - First Professional Student Charges

11. List the typical tuition and required fees for a full-time first-professional student for the full academic year 2003-04

DO NOT include room and board charges

First-professional student	In-state	Out-of-state
1. Chiropractic (D.C. or D.C.M.):		
Tuition amount		
Required fees		
2. Dentistry (D.D.S. or D.M.D.):		
Tuition amount		
Required fees		
3. Medicine (M.D.):		
Tuition amount		
Required fees		

4. Optometry (O.D.):			
Tuition amount			
Required fees			
5. Osteopathic Medicine (D.O.):			
Tuition amount			
Required fees			
6. Pharmacy (Pharm.D.):			
Tuition amount			
Required fees			
7. Podiatry (Pod.D., D.P., or D.P.M.):			
Tuition amount			
Required fees			
8. Veterinary Medicine (D.V.M.):			
Tuition amount			
Required fees			
9. Law (L.L.B. or J.D.):			
Tuition amount	28,740		28,740
Required fees	0		0
10. Theology (M. Div., M.H.L., B.D., or Ordination):			
Tuition amount			
Required fees			
11. Other:			
Tuition amount			
Required fees			

Part D - Student Charges - Room and Board**12. What are the typical room and board charges for a student for the full academic year 2003-04?***If your institution offers room or board at no charge to students, enter zero.*

Room and board charges	Amount
Room charge (Double occupancy)	5,901
Board charge (Maximum plan)	3,435
Combined room and board charge (Answer only if you CANNOT separate room and board charges.)	

Part D - Student Charges - Price of Attendance**13. Price of attendance for full-time, first-time undergraduate students:**

Please enter the amounts requested below. These data will be made available to the public on the IPEDS COOL (College Opportunities On-Line) Web site. Data for prior years may be corrected. If your institution participates in any Title IV programs (Pell, Stafford, etc.), you must complete all information for the current year. Leave items that do not apply blank and the system will fill in as "not applicable" or indicate that more information is needed. Estimates of expenses for books and supplies, room and board, and other expenses are those from the Cost of Attendance report used by your financial aid office for determining financial need.

Charges for full academic year	2001-02	2002-03	2003-04
Published tuition and required fees:			
In-district	22,572	23,925	25,365
In-state	22,572	23,925	25,365

Out-of-state	22,572	23,925	25,365
Books and supplies	846	1,206	1,224
On campus:			
Room and board	8,436	8,904	9,336
Other expenses	2,034	2,466	2,466
Off campus (not with family):			
Room and board	7,668	7,704	8,172
Other expenses	2,646	3,240	3,222
Off campus (with family):			
Other expenses	2,412	3,114	3,114

Part E - Additional Information - Athletic Association

1. Is this institution a member of a national athletic association?

<input type="radio"/> Radio Off	No
<input checked="" type="radio"/> Radio On	Yes - Check all that apply
<input checked="" type="checkbox"/> Checkeed	National Collegiate Athletic Association (NCAA)
<input type="checkbox"/> Unchecked	National Association of Intercollegiate Athletics (NAIA)
<input type="checkbox"/> Unchecked	National Junior College Athletic Association (NJCAA)
<input type="checkbox"/> Unchecked	United States Collegiate Athletic Association (USCAA)
<input type="checkbox"/> Unchecked	National Christian College Athletic Association (NCCAA)
<input type="checkbox"/> Unchecked	Other

2. If this institution is a member of the NCAA or NAIA, specify the conference FOR EACH SPORT using the droplist.

Sport	NCAA or NAIA member		Conference
Football	<input checked="" type="radio"/> Radio On	No	<input type="checkbox"/> Radio Off Yes-Specify N/A
Basketball	<input type="checkbox"/> Radio Off	No	<input checked="" type="radio"/> Radio On Yes-Specify West Coast Conference
Baseball	<input type="checkbox"/> Radio Off	No	<input checked="" type="radio"/> Radio On Yes-Specify West Coast Conference
Cross country and/or track	<input type="checkbox"/> Radio Off	No	<input checked="" type="radio"/> Radio On Yes-Specify West Coast Conference

3. Did your institution offer athletically-related aid to ANY students in academic year 2002-03?

If you answer Yes to this question, you will be provided with screens to report the total number of students that received athletically-related student aid during the 2002-03 academic year (Section V of the Graduation Rates survey).

<input type="radio"/> Radio Off	No.
<input checked="" type="radio"/> Radio On	Yes.